

# MaxxMill® Agitated media mill

for dry and wet grinding  
iron-free  
adjustable grain size distribution



# The MaxxMill® agitated media mill

## A multi-talent ...

### Range of application

Continuous dry and wet grinding of coarse-grained materials to fine-ground and ultrafine-ground products

### Machine layout

- rotating grinding chamber
- eccentric, high-speed agitator running in counter or co-current direction to the rotating grinding chamber
- stationary flow deflector

### Mode of operation

The grinding chamber is filled to a capacity of 80 - 90 % with spherical grinding media. Unground material is fed down through the hollow flow deflector to a point near the bottom of the chamber, where it is drawn into the agitated media by rotation of the chamber. The material now moves continuously from bottom to top of the agitated media bed and is effectively ground by the input of energy from the agitator and the resulting impact and friction forces.

### Ground product separation

Dry grinding:

Pneumatic extraction from the surface of the agitated media bed

Wet grinding:

Separation of suspension from the agitated media by ball retaining device

### Flexibility

Through careful selection of the size and quantity of grinding media used, the rotational speed of the agitator and the grinding chamber, and the rate of material throughput it is possible to adapt the grinding results over a wide range to suit specific requirements.

... with many advantages

### in terms of costs

- low investment costs
- low operating costs
- low specific energy consumption
- high throughput rates yet small space requirements
- easy integration into existing systems

### in terms of quality

- reproducible product quality
- adjustable grain size distribution
- little product loss
- adaptable to changing quality requirements

### in terms of process control


- continuous operation with short dwell times
- high level of automation
- high operational reliability
- simple product changeover
- on-line monitoring and control of grain size

### in terms of service


- good access to wear parts and simple replacement
- easy cleaning when changing to a different product



# The MaxxMill® series



*MM5  
Wear elements  
made of ceramic  
bar agitator*



*MM3  
Wear elements  
made of tungsten carbide  
bar agitator*

## MaxxMill® MM3 and MM5

These are the models currently available and now in use for the most diverse applications in our customers' production plants. The EIRICH Test Center is equipped with a MaxxMill® MM3 for dry and wet grinding tests on a production scale.

## Design options

Various geometries and agitators are used to adapt to different applications.

## Wear elements

Tungsten carbide, ceramic and polyurethane are used for wear protection.

## Grinding media

High grinding performance and low wear are guaranteed by EIKORIT® oxide ceramic balls and EIDURIT® steel balls.

Data	MaxxMill® MM3	MaxxMill® MM5
Capacity range (t/h) <sup>1</sup>	up to approx. 2.5	up to approx. 10
Grinding chamber volume (l)	190	800
Number of agitators (-)	1	2
Drive rating up to (kW)	25 - 50	120 - 200
Grinding media/ball diameter	EIKORIT® oxide ceramic/EIDURIT® steel approx. 3 - 10 mm	
Max. grinding media charge weight (kg)	up to 500	up to 2100
Feed material range (mm)	< 2	< 2
Final fineness (d <sub>97</sub> μm)	down to 5	down to 5
Dimensions approx. h/w/d	2600 x 900 x 1700	3500 x 2000 x 3100
approx. Weight	3 - 3.5 t	11.5 t

<sup>1)</sup> dependent on feed material and required fineness of ground product

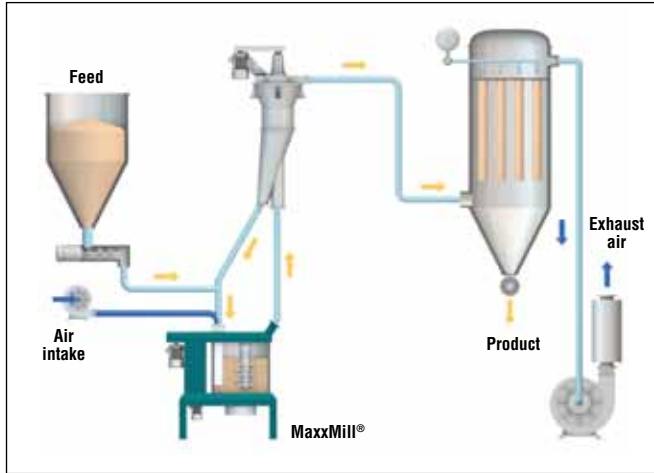


*Grinding system MaxxMill® MM3  
in the EIRICH Test Center*



# Dry grinding

... up to  $d_{97} = 5 \mu\text{m}$



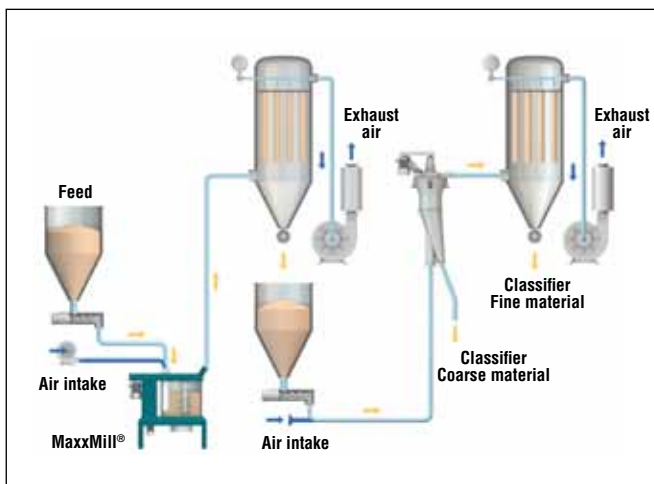
## Dry grinding

### with a closed grinding/classifying circuit

Using the MaxxClass multiwheel air classifier it is also possible to achieve end fineness values up to  $d_{97} = 5 \mu\text{m}$ .

### Advantages

- high grinding effectiveness
- small space requirement
- low specific energy consumption
- free and exact setting of the required final fineness
- iron-free grinding possible



## Dry grinding

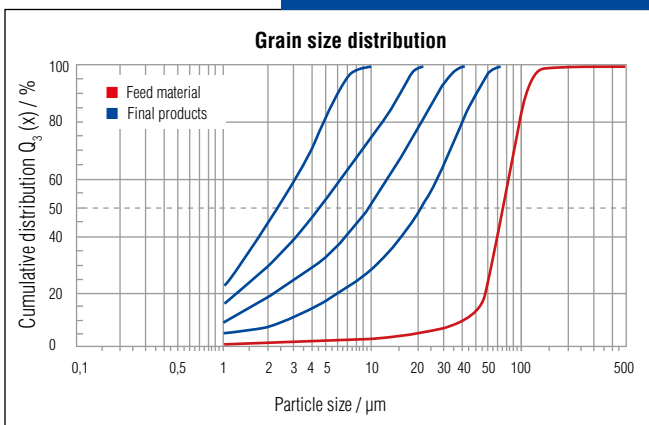
### with a separate air classifying circuit

e. g. for feed materials with low bulk densities

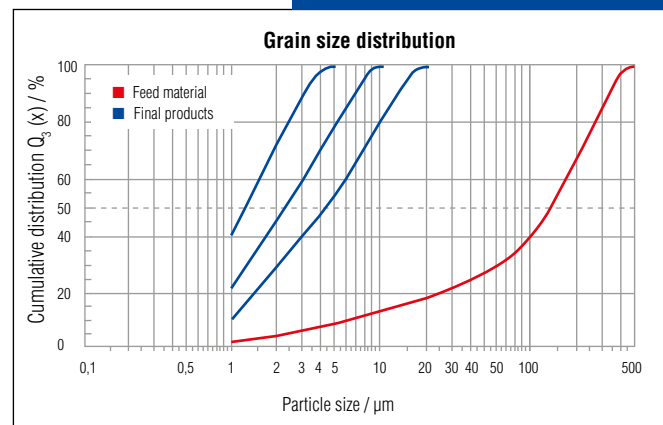
### Advantages

- ultrafine-ground products
- optimum adjustments for the MaxxMill® and the MaxxClass air classifier
- high throughput rates
- low specific energy consumption
- the classifier coarse fraction is the dedusted finished material or is recycled to the MaxxMill®

## Aluminum oxide



## Calcium carbonate



Fine grinding with closed grinding/classifying circuit and different classifier wheel speeds





MM3 for dry grinding of frits



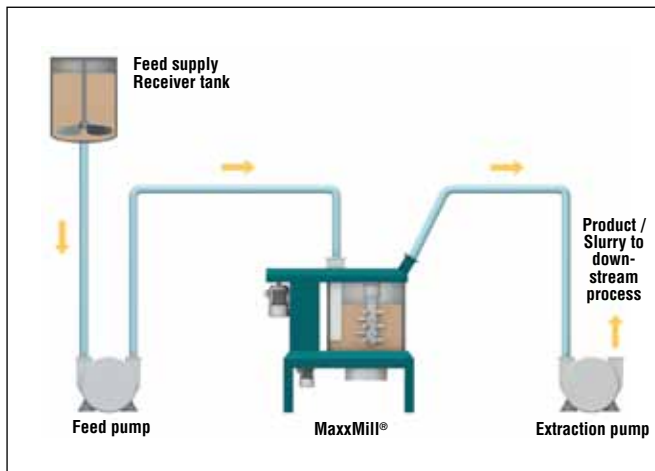
## Application examples

	Throughput rate	Initial fineness	Final fineness	Spec. grinding energy consumption	Type
<b>Frits</b>	300 - 600 kg/h	90 % < 2 mm	99 % < 63 µm	50 - 70 kWh/t	<b>MM3</b>
<b>Feldspar</b>	600 kg/h	95 % < 2 mm	98 % < 45 µm	40 kWh/t	
<b>Limestone</b>	600 kg/h	97 % < 500 µm	99.5 % < 5 µm	120 kWh/t	<b>MM5</b>

- aluminum oxide
- bauxite
- bentonite
- calcium carbonate
- china clay
- clay
- diatomite
- feldspar
- frits
- pigments
- quartz
- special cement
- talcum
- zirconium silicate

# Wet grinding

... up to  $P_{80} = 10 \mu\text{m}$



Wet grinding system for single-pass operating mode

## Fine grinding of suspensions

### Advantages

- fully automatic, continuous operation
- smooth processing of high-viscosity suspensions
- no grinding media compression
- no glide ring seals
- agitator bearing without product contact
- small space requirement
- adaptation/control of product fineness and grain size distribution
- low specific energy consumption
- suitable for pendulum and circulation modes of operation
- coarse raw material admitted
- can be operated in combination with classifying equipment
- iron-free grinding possible

### Application

- fine grinding
- disagglomeration
- dispersion
- activation of grain surfaces

## Application examples

- aluminum oxide
- calcium carbonate
- ceramic slip
- clay
- engobes
- ferrites
- glazes
- ores

	Throughput rate Dry matter	Initial fineness Wet screening	Final fineness Wet screening	Specific grinding energy consumption (approx.)	Type
Ceramic slip <b>Porcellanato</b>	8500 kg/h	~ 8 % > 63 $\mu\text{m}$	2.5 % > 63 $\mu\text{m}$	6 kWh/t	<b>MM5</b>
Ceramic slip <b>Monocottura</b>	10 000 kg/h	~ 13.5 % > 63 $\mu\text{m}$	4 % > 63 $\mu\text{m}$	4 kWh/t	
<b>Glazes</b>	400 - 600 kg/h	< 200 $\mu\text{m}$	1 % > 40 $\mu\text{m}$	20 - 25 kWh/t	<b>MM3</b>



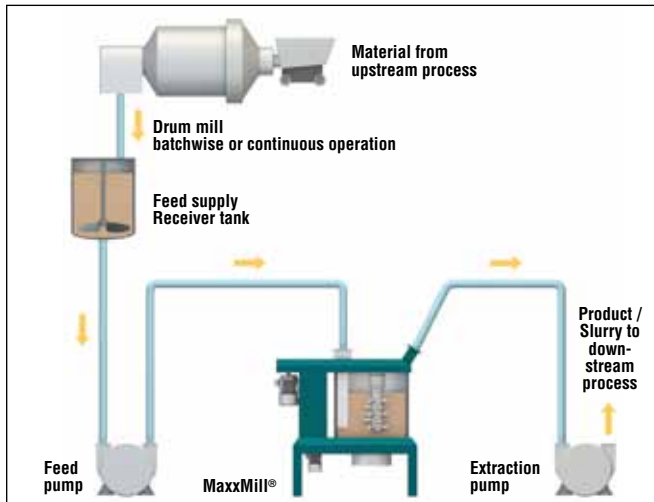


 **EIRICH**

*MM5  
for wet grinding  
of ceramic slip  
0.7 % > 45 µm*

# Wet/dry finish-grinding

... for the optimization of existing grinding systems

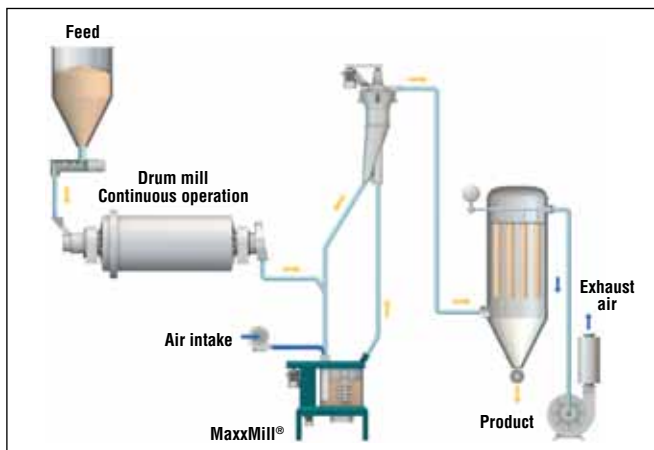


Drum mill (*wet grinding*) with downstream MaxxMill®

## Finish-grinding of suspensions and dry solid matters

### Advantages

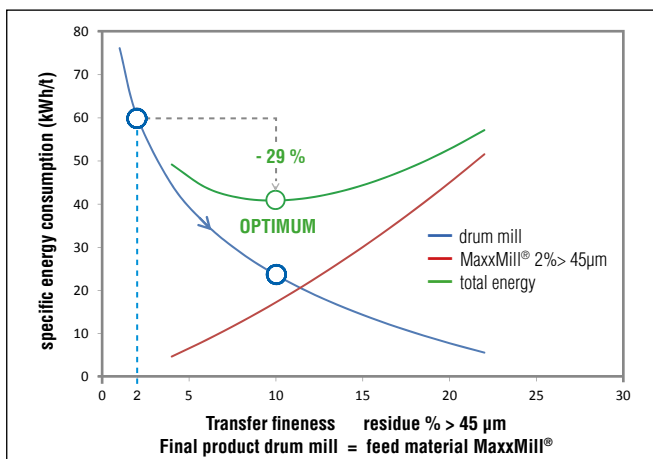
- combination with continuous and batch-type mills possible
- cost-effective increase of capacity with the same fineness of product
- cost-effective increase of product fineness with the same capacity
- far lower energy consumption overall
- small space requirement
- adaptation of product fineness and grain size distribution



Drum mill (*dry grinding*) with downstream MaxxMill®

### Application examples

- ceramic slip
- glazes
- ores
- special cements
- ferrites
- fillers



Energy savings when using a conventional drum mill combined with a MaxxMill®

Wet grinding:  
Final product ceramic slip with fineness 2 % > 45 µm

Pregrinding: Drum mill fineness 10 % > 45 µm

Finish-grinding: MaxxMill® end fineness 2 % > 45 µm

Energy savings: 29 %





*MM5 for dry grinding  
of hard materials  
for wall and floor tiles*

*MM5 for dry grinding  
of china clay*

## Industrial Mixing and Fine Grinding Technology

### Tradition and innovation since 1863

EIRICH stands worldwide for a comprehensive range of products and services in the field of preparation technology. Its particular focus is on mixing and fine grinding technology, with know-how developed over 150 years of close cooperation with industrial users, universities and research institutions.

Pursuing a corporate philosophy of operating internationally and thereby ensuring close proximity to every customer, the EIRICH Group has secured its place in all the key economic regions of the world.

The focus is on innovative technology for machinery and systems engineering designed to offer solutions for high-standard preparation tasks from a single source.

Applications and process technology with own test centers, a high vertical range of production and comprehensive after-sales service provide the ideal basis for the development of modern and economical processes for a multitude of industries.

**Building materials – Ceramics – Glass – Carbon paste – Battery paste  
Friction linings – Metallurgy – Foundries – Environmental protection**

#### The EIRICH Group worldwide:



**Maschinenfabrik Gustav Eirich  
GmbH & Co KG**  
Postfach 11 60  
74732 Hardheim, Germany  
Phone: +49 6283 51-0  
Fax: +49 6283 51-325  
E-Mail: [eirich@eirich.de](mailto:eirich@eirich.de)  
Internet: [www.eirich.com](http://www.eirich.com)



**Eirich France SAS**  
Saint-Priest, France



**Eirich Impianti S.r.l.**  
Mailand, Italy



**OOO Eirich Maschinentchnik**  
Moskau, Russia



**OOO Eirich Maschinentchnik**  
Dnepropetrovsk, Ukraine



**Eirich East Europe GmbH**  
Representative Kazakhstan  
Almaty, Kazakhstan



**Eirich Machines, Inc.**  
Gurnee, IL, USA



**Eirich Industrial Ltda.**  
Jandira S.P., Brazil



**Nippon Eirich Co. Ltd.**  
Nagoya, Japan



**Nippon Eirich Co. Ltd.**  
Australia Branch  
Willawong, Brisbane, Australia



**Eirich East Asia/Pacific**  
Seoul, Republic of Korea



**Eirich Group China Ltd.**  
Shanghai & Beijing, P.R. China  
**Eirich Machinery Jiangyin Co., Ltd.**  
Jiangyin, Jiangsu Province, P.R. China



**Eirich India Pvt. Ltd.**  
Mumbai, India



**H. Birkenmayer (Pty.) Ltd.**  
Isando, Republic of South Africa

[www.eirich.com](http://www.eirich.com)



The Pioneer in Material Processing®